

# **ART LEAGUE OF LONG ISLAND**

**Spring/Summer Schedule 2022**

**[WWW.ARTLEAGUELI.ORG](http://WWW.ARTLEAGUELI.ORG) – [info@artleagueli.org](mailto:info@artleagueli.org)**

**107 East Deer Park Road, Dix Hills, NY 11746**

**Become an Art League Member Today!**

**Get Class Discounts and More.**

**To Join Visit [WWW.ARTLEAGUELI.ORG/MEMBERSHIP](http://WWW.ARTLEAGUELI.ORG/MEMBERSHIP)**



Like time in a bottle, the photographer captures a  
"decisive moment" in the blink of the camera's shutter,  
sharing a unique vision with the rest of the world.

**The Long Island Center of Photography**  
presents some of those magical sightings  
on the walls of the  
**Jeanie Tengelsen Gallery.**

# CAPTURED

Battilana D'Emic Feurestein Feinman Goodfriend Ilowite Josloff Karsten Korn Levy Lopez  
Micheals Neumayer Panzenbeck Pohl Richards Rothburd Silkowitz Tiffen Tucciarone Weiss

April 29 thru May 14, 2022 Tues. & Thurs. 10:00 to 8:00 Fri. & Sat. 10:00 to 3:00

**Reception: May 7, 2022 1:00 to 3:00**

Art League of Long Island 107 E. Deer Park Rd. Dix Hills, NY 11746  
Jeanie Tengelsen Gallery

The Art League of Long Island is pleased to host the Long Island Center of Photography's Members Exhibition in the Jeanie Tengelsen Gallery April 29 through May 14, 2022. Landscapes, portraits, abstract photographic works, and digital image compositions by the 21 photographic artists are interpreted through the eyes and imaginations of their talented members!

[Click here to learn more about the exhibit](#)



# Beyond Layers

Barbara Miller / Denise Kramer

May 21 - June 4, 2022



Barbara Miller, *Remembrance*, oil and mixed media on wood



Denise Kramer, *Floating*, acrylic on board

Reception: Saturday, May 21, 12:00-3:00 PM  
Jeanie Tengelsen Gallery, Art League of Long Island

Kramer and Miller, who share a fascination with creating layers in their work, met each other at the late Stan Brodsky's painting critique seminar at the Art League of Long Island. Kramer's layers are overlapping organic shapes and lines, while Miller's layers are rich in texture with a mixture of materials. Their unique explorations of layered color and space create an ongoing discovery of new and evolving visual languages.

[Click here to learn more about the exhibit](#)

# PARALLEL PERSPECTIVES

THE BRUSH/LENS COLLABORATION



HOLLY GORDON & WARD HOOPER

**In the Strolling Gallery**

**Parallel Perspectives: The Brush/Lens Collaboration**

**Photo-Liminalism by Holly Gordon and Paintings by Ward Hooper**

**Strolling Gallery Exhibition Dates: May 5 – May 27, 2022**

**Artists Discussion and Book Signing: May 14, 2022, 3:00PM – 5:00PM**

Meet two local artists who've been featured in numerous exhibitions and news articles on their endearing collaboration highlighting the parallels between their artistic approaches to their art forms.

Photo-liminalist Holly Gordon and Painter Ward Hooper found that they share an uncanny artistic sensibility in their body of work, prompting a series of exhibitions to be shown throughout Long Island, the first of which was shown at the Art League in August 2015. They are back at the Art League with an artists' discussion and book signing of their book that shares the title of this exhibition,

Learn more about the artists at [www.parallelperspectivesbook.com](http://www.parallelperspectivesbook.com).

[Click here to learn more about the exhibit](#)





**Art in the Park  
Fine Art & Craft Fair  
Sat., June 4 & Sun., June 5, 2022  
At Huntington's Heckscher Park  
10am to 5pm both days  
Rain or Shine!**

Interested in Exhibiting at the Fair?  
[Click here to learn how to show your work](#)

# YOUNG ARTISTS CERAMIC HAND BUILDING AGES 6-10 WITH RACHEL WOELFEL



Thursdays, 9:30am – 11:00am

Spring Session: April 23 – May 21 | 5 Sessions | \$175 NM/\$155 M

Session A: June 4 – June 25 | 4 Sessions | \$144 NM/\$124 M

Session B: July 9 – July 30 | 3 Sessions | \$113 NM/\$93 M

Session C: Aug 6 – Aug 27 | 4 Sessions | \$144 NM/\$124 M

Enjoy all the fun sculpting has to offer! This course teaches children ages 6-10 the foundations of ceramic hand-building techniques through project-based learning. Projects will cover essential skills such as coil, pinch, and slab techniques of building. Students will complete multiple projects over several weeks. Throughout these projects, students will also learn about glazing and painting techniques to make their projects truly unique.

All materials will be provided for this course.

Special Notes:

There will be no class on Saturday, July 23.



# CREATIVE CARTOONING FOR YOUNG ARTISTS AGES 8-12 WITH LORI HOCHBERG



Tuesdays, 7:00pm – 8:30pm

Session A: July 5 – July 26 | 4 Sessions | \$168 NM/\$148 M

Welcome to the world of Cartooning! Students will have fun while learning the basics of cartoon drawing. They will learn how to do individual character drawings, as well as characters with scenic backgrounds. Students will have the opportunity to explore a variety of themes in their cartoons (outer space, animals, etc.). They will learn how to do cartoon drawings in different ways. The students will use their own ideas and style, as well as inspiration from many cartoons / cartoonists. The history of cartoons will be explored showing genres, such as animation, comic strips, greeting cards, book illustrations, etc. Through demonstrations and examples, they will learn how to fine tune their drawing skills. They will practice gesture drawings, shape building techniques, expression/attitude poses, movement and more. Students will be using pencil, ink pens, colored pencils and watercolor to bring their cartoons to life.

## Required Supplies

- #2 or HB pencils
- eraser
- approximately 9 x 12 drawing pad or white copy papers
- black Micron ink pen
- watercolor colored pencils and/or watercolor paint pan set
- watercolor paper
- paint brush

# REALISTIC DRAWING FOR YOUNG ARTISTS AGES 8-12 WITH LORI HOCHBERG



Tuesdays, 7:00pm – 8:30pm

Session A: June 6 – June 28 | 4 Sessions | \$168 NM/\$148 M

Session B: August 2 – August 23 | 4 Sessions | \$168 NM/\$148 M

Learn the fundamentals of drawing and become a better artist in this fun class! Students will study composition, value, contour line, texture and proportions. They will sharpen their drawing skills through direct observation drawings and cast drawings. Students will draw a variety of subjects including people, animals, objects, etc. Pencil, charcoal and ink are the mediums covered in this course.

## Special Notes

### Required Supplies

11 x 14 or larger sketchpad (preferably spiral bound)  
1 large sheet Mi teintes charcoal/ pastel paper ( medium grey color)  
Soft vine charcoal and soft charcoal pencil  
Drawing pencils HB, 2b, 6b  
Kneaded eraser  
White 2b conte  
black ink pen ( microns or thin sharpies are good)



# **ARTISTS REMIX AT THE MID ISLAND Y JCC GRADES K-3 WITH JESS MANN (PLAINVIEW)**



**Mondays, 4:15pm – 5:15pm**

**April 11 – June 13 | 8 Sessions | \$288**

**Summer Session TBD**

**Program takes place at the Mid Island Y Jewish  
Community Center in Plainview**

The Art League of Long Island has embarked on a partnership with the Mid Island Y Jewish Community Center in Plainview providing an after-school visual arts enrichment program for children in grades K-3.

This eight-week art course is filled with projects and activities that will boost kids' confidence and develop their communication skills through art-making in a fun and safe learning environment. Students will explore a wide range of art materials while learning about famous artists and finding inspiration from the world around them.

## **Special Notes**

This class will be held at the Mid Island Y JCC located at:  
45 Manetto Hill Rd, Plainview, NY 11803

There will be no class on Mon 4/18.

All materials for this class will be provided.  
Class will run with a minimum of 10 students.

# SUMMER ART ADVENTURE 2022 FOR YOUNG ARTISTS AND TEENS AGES 6-16



**art  
league**  
of LONG ISLAND

## SUMMER ART ADVENTURE 2022

**ARTIST OF THE WEEK**

**EXCITING THEMES**

**VIRTUAL ART SHOW**

**WEEKLY ITALIAN ICE PARTY**

**MATURE & MONTAGE ARTIST  
FIELD TRIP**

**NEW**

**MONTAGE ARTISTS . 15-16 YRS**

**MATURE ARTISTS . 11-14 YRS**

**YOUNG ARTISTS . 6-10 YRS**



**BE AN ARTIST • MAKE FRIENDS • DO WHAT YOU LOVE**

CONTACT US AT: [INFO@ARTLEAGUELI.ORG](mailto:INFO@ARTLEAGUELI.ORG)



# SUMMER ART ADVENTURE 2022 FOR YOUNG ARTISTS AND TEENS AGES 6-16

## THEMES

CONVENIENT HALF HOLLOW HILLS  
LOCATION: DIX HILLS, NY

### CREATE MULTIMEDIA PROJECTS, PAINT, ILLUSTRATE, DRAW, AND SCULPT WEEKLY

#### Session 1: "Radical Retro" - July 11-15

Explore the mountains and stylize graphic work that has a colorful vintage look. Study New Hampshire's digital artist Hannah Lucy and Nebraska-based artist Matt Carlson.

#### Session 2: "Mystical Creatures" - Animal Week - July 18-22

Create a magical world of mystical creatures. Bring your best ideas for dragons, fairies and gnomes, as you explore the forest with Edward Robert Hughes, Midsummer Eve and Tithi Luadthong's Lost Dog in the Forest.

*Live animal experience this week.*

#### Session 3: "Poetic Fantasy" - July 25-29

Spin a tale of images based on the New York Times' best published illustrators. Learn to tell a story with anthropomorphic art and character exploration. What's your visual story?

#### Session 4: "Rainbow Pop" - Aug 1-5

Pop through the rainbow and imagine the world beyond. Design your art with a veil of rainbow colors. Study the Smithsonian's vibrant rainbow installation made with 60 miles of thread, as well as the rainbow collection by English artist, Ann Marie Bone



REGISTER ONLINE at <https://artleaguell.org/art-classes/summer-art-adventure/>



# SUMMER ART ADVENTURE 2022 FOR YOUNG ARTISTS AND TEENS AGES 6-16

## Young Artists/Ages 6-10

Price per session: M: \$455 / NM: \$505 9AM-2PM

YOUNG ARTISTS WILL ENGAGE IN A VARIETY OF CREATIVE EXPERIENCES, WHICH INCLUDE DEVELOPING ARTISTIC SKILLS IN DRAWING, PAINTING, SCULPTURE, PRINTMAKING AND MORE. ALL YOUNG ARTISTS WILL DEVELOP THE CONFIDENCE THEY NEED TO PRACTICE AND CREATE ART. WE WILL STUDY AN ARTIST OF THE WEEK, AS WELL AS FIND INSPIRATION THROUGH THE WEEKLY THEME. YOUNG ARTISTS WILL ENJOY AN AIR CONDITIONED CLASSROOM AND OUTDOOR RECESS. BRING A BAG LUNCH AND DRESS FOR AN ARTFUL SUMMER EXPERIENCE. STUDENTS WILL BE GROUPED AGE APPROPRIATELY.

## Mature Artists/Ages 11-14

Price per session: M: \$910 / NM: \$960 9AM-2PM

MATURE ARTISTS WILL CONTINUE TO DEVELOP AND ADVANCE THEIR SKILLS IN OUR 2-WEEK PROGRAM, OFFERING OPPORTUNITY TO BLOSSOM INTO CREATIVE AND THOUGHT PROVOKING ARTISTS. TEACHERS WILL HELP GUIDE MATURE ARTISTS TOWARD EXPRESSING THEIR INNATE CREATIVITY, WHILE DEVELOPING DRAWING AND PAINTING SKILLS, AS WELL AS SCULPTURE, PRINTMAKING, MIXED MEDIA, AND MORE. THEY WILL STUDY AN ARTIST OF THE WEEK AND FIND INSPIRATION THROUGH OUR WEEKLY THEME. MATURE ARTISTS WILL ENJOY AN AIR CONDITIONED CLASSROOM AND AN OUTDOOR PAINTING OPPORTUNITY. BRING A BAG LUNCH. STUDENTS WILL BE GROUPED AGE APPROPRIATELY.

(PLEIN AIR PAINTING FIELD TRIP-PARENTS PROVIDE TRANSPORTATION)

## Montage Artists/Ages 15-16

Price per session: M: \$920 / NM: \$970 9AM-2PM

MONTAGE ARTISTS WILL EXPLORE CONCEPTS IN DIGITAL PHOTOGRAPHY, AS WELL AS TRADITIONAL METHODS OF CREATING ART TO DESIGN MIND ALTERING MONTAGED ARTWORK. STUDENTS WILL LEARN TECHNIQUES IN OVERLAYING PHOTOGRAPHY WITH HAND DRAWN ARTWORKS ON TRANSLUCENT MATERIALS, AS WELL AS MAKING TRANSFERS. THEY WILL STUDY CURRENT ARTISTS THAT WORK IN THIS MEDIUM AS A MEANS TO INSPIRE AND DEMONSTRATE THE ENDLESS POSSIBILITIES OF DIGITAL ART. MONTAGE ARTISTS WILL ALSO ENJOY AN AIR CONDITIONED CLASSROOM AND AN OUTDOOR FIELD TRIP OPPORTUNITY. BRING A CELL PHONE OR IPAD FOR DIGITAL PHOTOGRAPHY AND A BAG LUNCH.

(PHOTOGRAPHY FIELD TRIP-PARENTS PROVIDE TRANSPORTATION)



# 2022

SESSION DATES



YOUNG ARTIST

SESSION 1: JULY 11-15

SESSION 2: JULY 18-22

SESSION 3: JULY 25-29

SESSION 4: AUG 1-5

MATURE &  
MONTAGE ARTIST

SESSION 1: JULY 11-22

SESSION 2: JULY 25-AUG 5



REGISTER ONLINE at <https://artleaguell.org/art-classes/summer-art-adventure/>



# PORTFOLIO DEVELOPMENT FOR TEENS AGES 14-18 WITH MARGARET MINARDI



**Tuesdays, 4:00pm-6:30pm**

Spring: April 26 – May 24 | 5 Sessions | \$298 NM/\$278 M

Session A: June 7 – July 12 | 6 Sessions | \$350 NM/\$330 M

Session B: July 19 - Aug 23 | 6 Sessions | \$350 NM/\$330 M

Students will develop fundamental skills that lead to individual, creative and expressive portfolio quality works. Assignments will range from drawing from life to the abstract. We will explore subjects such as portraiture, still life and trompe l'oeil. Mediums will include ink, colored pencil, acrylic, watercolor and graphite. Works from each student's portfolio will be thoroughly critiqued. Students will learn to see and interpret each subject more deeply. Effective composition and drama through light and color will also be a focus of this course. Students will learn from each other as well as from the instructor.

Guidance on what colleges and universities look for in an art student will also be discussed.

Special Notes

Required Supplies

I Prismacolor Premier Colored Pencil 72 pack

I Castle Art Supplies Large Acrylic Paint Set

(found on Amazon Prime)

# SUMMER PRE-COLLEGE PORTFOLIO DEVELOPMENT FOR TEENS AGES 15-19

## SUMMER 2022 PRE-COLLEGE PORTFOLIO

w/Stephanie Folk

SESSION 1: 7/19 - 7/29

or

SESSION 2: 8/2 - 8/12

10:00am – 3:00pm

TUESDAYS through FRIDAYS, MONDAY off

*The Art League offers an intensive 2 week program for high school students ages 15-19 to immerse themselves in the creative process and build their portfolios for college.*

*Showcase your finished work in the student exhibition at the Art League's Jeanie Tengelsen Gallery!*

**art league**  
of LONG ISLAND  
631-462-5400

[www.artleagueli.org](http://www.artleagueli.org)

107 East Deer Park Road Dix Hills, NY 11746



Many thanks to our Program Sponsor: [Ace Canvas & Tent Co.](http://AceCanvas.com)



# BEGINNERS & BEYOND CERAMICS WITH AMY TISCHLER



Tuesdays, 6:00pm – 9:00pm

Spring Session: April 26 – May 31 | 6 Sessions | \$448 NM/\$408 M

Thursdays, 6:00pm – 9:00pm

Spring Session: April 28 – June 2 | 6 Sessions | \$448 NM/\$408 M

Designed to take a beginner to the next step, work with clay using hand building and wheel throwing techniques. Learn about layering slips with glazes as an exciting way to complete simple forms. Learn how to throw tall cylinders and create volume along with the knowledge to combine hand-built parts to enhance the wheel thrown forms. Enhance forms with surface decoration techniques like slip trailing and sgraffito.

## Special Notes

[Many Thanks to Ceramic Supply, Inc. - Ceramics Studio Sponsors 2021](#)

## Required Supplies

Students must purchase ceramics tool kits in advance.

Students may only work with and fire clay purchased from ALLI. Your teacher will review clay types on the first day of class, and you will be able to purchase at that time.

Clay is \$40 per bag.

# FINDING YOUR VOICE - CERAMICS WITH JUSTIN MULLADY



Fridays, 9:00am-12:00pm

Session A: June 3 – July 8 | 6 Sessions | \$360 NM/\$340 M

Session B: July 15 – Aug 26 | 7 Sessions | \$516 NM/\$476 [M](#)

Saturdays, 9:00am-12:00pm

Session A: June 4 – July 9 | 6 | Sessions | \$360 NM/\$340 M

Session B: July 16 – Aug 27 | 7 Sessions | \$516 NM/\$476 M

This class encourages finding your own path with guidance. Be it hand building methods or wheel thrown forms, find your favorite technique to create sculpture or functional work with your own unique touch. Guidance and assistance provided to learn the basic rules of each technique with freedom to explore limitless possibilities of this tactile material. Learn the use of colored slips and combination of glazes to make unique surfaces to complement the form.

## Special Notes

No class July 1 - No Class July 2.

## Required Supplies

Students must purchase ceramics tool kits in advance.

Students may only work with and fire clay purchased from ALLI. Your teacher will review clay types on the first day of class, and you will be able to purchase at that time.

Clay is \$40 per bag.

[Many Thanks to Ceramic Supply, Inc. - Ceramics Studio Sponsors 2022](#)



# HANDBUILDING WITH KATIE ROCKS



Tuesdays, 10:00am – 1:00pm

Session A: June 7 – July 12 | 6 Sessions | \$448 NM/\$408 M

Session B: July 19 – Aug 23 | 6 Sessions | \$448 NM/\$408 M

In this course you will learn skills that provide a great foundation to create functional and sculptural work. Coil and slab construction, press molds, sprig attachments, surface texture, and painting are a few techniques that will be demonstrated throughout the course. Designed to give creative approaches in clay away from the potter's wheel, participants will learn fundamental making and decorating techniques and glazing.

## Required Supplies

Students must purchase ceramics tool kits in advance. Students may only work with and fire clay purchased from ALLI. Your teacher will review clay types on the first day of class, and you will be able to purchase at that time. Clay is \$40 per bag.

# RAKU WORKSHOP WITH TONI ROSENBAUM



One Day Workshop  
Wednesday, May 18  
8:30am– 5:00pm  
\$145

The ancient Japanese firing method called Raku combines chemistry, fire, and smoke to produce gorgeous displays of color and lusters. The firing process is the heart and soul of the American Raku technique. The finished pieces are unpredictable. Glazes crackle in fascinating patterns and metallic oxides change colors depending on the amount of oxidation in the post firing reduction chamber.

In this hands-on Raku workshop, participants should bring 6-8 even thickness bisqueware pots. The pots for raku should be no larger than 6-8" wide and no taller than 13". Flat pieces are acceptable. Tall and narrow are best. Use raku clay or stoneware with grog (not sand). It is best to glaze pots 24 hours or more in advance but this can be done on site. Wear cotton clothing, long sleeves, long pants, a hat, and covered shoes (no sandals). As stated above this is a hands-on workshop. Please do not make other plans for early that evening - clean up is part of this workshop. Register early - space limited to 10 participants.

*Registration and payment due by April 27th. Full tuition due at registration time – no registration can be held without full payment. No refunds will be issued.*



# BEGINNER SILVERSMITHING WITH MARLA MENCHER



Tuesdays, 9:30am – 12:30pm

Session A: June 7 – June 21 | 3 Sessions | \$206 NM/\$186 M

Session B: July 12– July 26 | 3 Sessions | \$206 NM/\$186 M

Session C: Aug 9 – Aug 23 | 3 Sessions | \$206 NM/\$186 M

Saturdays, 9:30am – 1:30pm

Session A: June 11 – June 25 | 3 Sessions | \$267 NM/\$247 M

Session B: Aug 13 – Aug 27 | 3 Sessions | \$267 NM/\$247 M

Create beautiful sterling and mixed metal jewelry! Learn how to shape, cut, pierce, solder and finish metals to create simple projects such as hammered silver rings, dangle earrings and tri-colored metal pendants.

Bring small pad, pencil, black marker and small plastic box or container for your projects.

## Required Supplies

Thin sharpies, small sketch pad and pencil, pair of old driving gloves, any cabochons or sea glass you have that you'd like to work with.

\$50 materials fee payable to instructor.

# INTERMEDIATE SILVERSMITHING WITH MARLA MENCHER



Tuesdays, 1:00pm – 5:00pm

Session A: June 7 – June 21 | 3 Sessions | \$267 NM/\$247 M

Session B: July 12 – July 26 | 3 Sessions | \$267 NM/\$247 M

Session C: Aug 9 – Aug 23 | 3 Sessions | \$267 NM/\$247 M

Create beautiful sterling and mixed metal jewelry! Learn how to shape, cut, pierce, solder and finish metals to create simple projects such as hammered silver rings, dangle earrings and tri-colored metal pendants.

Bring small pad, pencil, black marker and small plastic box or container for your projects.

**\*\*Pre-requisite of 3 beginner jewelry classes required to take intermediate class.**

## Required Supplies

Thin sharpies, small sketch pad and pencil, pair of old driving gloves, any cabochons or sea glass you have that you'd like to work with.

\$50 materials fee payable to instructor.



# METALSMITHING-BEGINNER WITH DANA LAGOS



Thursdays, 1:45 – 4:45pm

Session A: June 2 – June 30 | 5 Sessions | \$360 NM/ \$340 M

Session B: July 7 – Aug 11 | 6 Sessions | \$447 NM/ \$407 M

Thursdays, 5:30pm – 8:30pm

Session A: June 2 – June 30 | 5 Sessions | \$360 NM/ \$340 M

Session B: July 7 – Aug 11 | 6 Sessions | \$447 NM/ \$407 M

In this class, students will learn the fundamentals of metal smithing, including soldering, hammering, and polishing techniques.

Materials kit available for purchase from instructor - \$20 per kit

# METALSMITHING-INTERMEDIATE WITH DANA LAGOS



Thursdays, 9:30am – 1:30pm

Session A: June 2 – June 30 | 5 Sessions | \$493 NM/ \$453 M

Session B: July 7 – Aug 11 | 6 Sessions | \$583 NM/ \$543 M

Above sessions are full. Call office to be waitlisted.

In this class, students will explore advanced techniques in wax carving as well as soldering, forging, and stone setting.

Supply kits available for purchase from instructor - \$20 per kit.



# METALSMITHING-ALL LEVELS WITH DANA LAGOS



Fridays, 10:00am – 2:00pm

Session A: June 3 – July 1 | 5 Sessions | \$493 NM/\$453 M

Session B: July 8 – Aug 12 | 6 Sessions | \$593 NM / \$543 M

In this class, beginner students will learn the fundamentals of metal smithing, including soldering, hammering, and polishing techniques. Intermediate and advanced students will explore advanced techniques in wax carving as well as soldering, forging, and stone setting.

Materials kits available for purchase from instructor - \$20 per kit

## BEADWORK BRACELETS WITH RANDEE COLTER



One Day Workshop

Saturday, May 7 | 10:00am – 2:00pm

\$140 NM/\$120 M

Enter the beautiful world of beadwork with workshop instructor Randee Colter to create unique clasp beadwork bracelets in this fun, all levels workshop. Randee began her journey into beadwork after taking silversmithing classes at the Art League of Long Island. She quickly learned that beadwork can be a meditative and rewarding process, and can be learned by anyone!

In this workshop, students will learn how to work with beading needles, Fireline, glass beads and findings to create a Peyote stitch SuperDuo bracelet. Peyote stitch, or the gourd stitch, is a commonly used stitch in beadwork that can be woven as flat strips, in a flat round shape, or as a tube. Use this versatile stitch to indulge your creative side and create a bracelet worthy of showing off!

### Required Supplies

2 packages of SuperDuo beads (1 package of color A, 1 package of color B)

1 tube of size 15 seed beads


1 ball and socket snap clasp

1 bead mat

(These supplies can be purchased at BEADUTOPIA, 444 W. Jericho Turnpike, Huntington)



# FUNDAMENTALS OF DRAWING WITH LIZ FUSCO



Tuesdays, 1:30pm – 3:30pm

Spring Session: May 17 – May 31 | 3 Sessions | \$156 NM/ \$136 M

Session A: June 7 – June 21 | 3 Sessions | \$156 NM/ \$136 M

Session B: July 5 – July 19 | 3 Sessions | \$156 NM/ \$136 M

Session C: Aug 2 – Aug 23 | 4 Sessions | \$201 NM/ \$181 M

Drawing is the basis on which all other art is balanced. Drawing skills can be learned by anyone - and if you can draw, you can paint! Learn how to "see" what you're looking at and transfer the subject to paper. In this class, you will also learn to understand integral drawing concepts like perspective, value, and composition.

## Required Supplies:

Good drawing paper (recommended bristol paper)


A variety of graphine pencils - HB, 2B, 4B, and 6B

Kneaded eraser

Clear ruler with grid

Sharpener

# PASTELS: BEGINNING & BEYOND WITH MARLENE BEZICH



Tuesdays, 2:00pm – 4:00pm

Summer Session: TBD

This class is perfect for the beginner as well as the advanced pastel artist. Students will learn what pastel is and is not as a medium, plus the many different papers and techniques to utilize. We will discuss the varieties of pastels and how they work in unison and layering to create glorious color passages. Students are encouraged to explore any given subject - from portraits to landscapes to pets. Students must supply their own reference images. This class will familiarize the student with the application process and the technique of layering colors to obtain that "glow" that makes pastels so exciting.

Come one, come all and enjoy the beauty of pastels in a friendly and educational environment. All are welcomed!

## Required Supplies

Paper: Canson MiTientes paper - felt grey, steel grey, or any other neutral color. Students may purchase separate sheets or purchase in pad form (grey toned)



# THE PAINTER'S PATH WITH DAVID PEIKON



Thursdays, 10:00am – 1:00pm

Spring Session: May 5 – June 9 | 6 Sessions | \$391 NM/\$371 M

Session A: July 7 – July 28 | 4 Sessions | \$267 NM/\$247 M

Session B: Aug 4 – Aug 25 | 4 Sessions | \$267 NM/\$247 M

Thursdays, 1:30pm – 4:30pm

Spring Session: May 5 – June 9 | 6 Sessions | \$391 NM/\$371 M

Session A: July 7 – July 28 | 4 Sessions | \$267 NM/\$247 M

Session B: Aug 4 – Aug 25 | 4 Sessions | \$267 NM/\$247 M

Take your passion for painting to the next level! This course, taught by accomplished landscape and portrait painter David Peikon, will help students set and achieve personal goals. Through active studio work, class critiques, and one-on-one guidance, each student will learn to paint intuitively, finding his or her own "voice" as a visual artist. Students work on their own content. Regardless of the subject matter, Dave's hands-on approach will help you strengthen your portfolio. Intermediate to advanced students will benefit from his comprehensive teaching methods and personal experience creating a "business plan" as an artist. Prepare for individual growth, begin your path as a professional artist, or just focus on becoming a better painter.

Level: Intermediate, Advanced

Supplies: Speak with Instructor on what to bring

# OIL PAINTING FOR BEGINNERS WITH LIZ FUSCO



Fridays, 10:00am – 1:00pm

Spring Session:

May 13 – May 27 | 3 Sessions | \$205.50 NM/ \$185.50 M

Session A:

June 3 – June 17 | 3 Sessions | \$205.50 NM/ \$185.50 M

Session B:

July 8 – July 29 | 4 Sessions | \$268 NM/ \$248 M

Session C:

Aug 5 – Aug 26 | 4 Sessions | \$268 NM/ \$248 M

Students will learn the very basics of oil painting and composition. We will paint still life subjects (preferably from life). Students will learn the fundamentals of toning the canvas mixing colors, creating value studies and underpainting. We will start off with painting a simple subject using a value study, then progress to a full painting.

## Required Supplies

- Canvas or panels- primed. Not bigger than 11 x 14
- Brushes- for oil paints- a few sizes, bristles and filberts (large, medium and smaller)
- Palette- wooden or plastic
- Palette knife
- Painting medium (like Liquin)

Paints: good oil paint (Winsor & Newton, Grumbacher, Gamblin) in the following colors:

\*\*\*Cadmium yellow, Lemon Yellow, Ultramarine Blue, Burnt umber, Burnt Sienna, Cadmium Red, Alizarin Crimson, Sap Green \*\*\*

- Odorless mineral spirits or Turpenoid- (I use Gamsol)
- Rags, paper towels

All materials can be purchased online at [www.blickart.com](http://www.blickart.com) or [www.jerrysartarama.com](http://www.jerrysartarama.com)

Wear clothes that can get messy or an apron. Some folks like to wear latex or vinyl gloves.



# ABSTRACT PAINTING: ACRYLICS WITH KEVIN LARKIN



Thursdays, 2:00pm – 5:00pm

Spring Session :

April 28 – May 26 | 5 Sessions | \$330 NM/\$310 M

Session A: June 2 – July 7 | 6 Sessions | \$390 NM/\$370 M

Session B: July 14 – Aug 25 | 7 Sessions | \$472 NM/ \$432 M

Explore abstract painting through an understanding of space, color, energy, tension, and form. Emphasis is placed on self-expression and developing a wholly-personal style with individual instruction and critiques. All levels.

*"I have no fears about making changes, destroying the image, etc., because the painting has a life of its own."*

- Jackson Pollock

## Required Supplies

- ACRYLIC PAINT- 4 oz tubes or larger. 8 or more colors plus black & white
- CANVASES- 2 -18'X24' or larger stretched canvases
- CUPS- 1 dozen large (solo type) drinking cups( to mix paint)
- PAINT BRUSHES- 3-4 flat acrylic paint brushes various sizes
- MASKING TAPE- 1 roll
- PAPER TOWELS- 1 roll

# MIXED MEDIA & INDEPENDENT STUDY WITH CAROLE JAY



Fridays, 1:00pm - 4:00pm

Spring Session: May 13 – May 27 | 4 Sessions \$216 NM/\$196 M

Session A: June 3 – June 24 | 4 Sessions | \$277.50 NM/\$257.50 M

Session B: July 8 – July 29 | 4 Sessions | \$277.50 NM/\$257.50 M

Session C: Aug 5 – Aug 26 | 4 Sessions | \$277.50 NM/\$257.50 M

Jumpstart your artistic practice by adding techniques to your creative toolbox! Experiment with collage, paint, and transfer techniques to further expand your visual vocabulary. Achieve new insights into creating compositions and developing your unique artistic statement. Learn how to use collage-appropriate imagery, gel mediums, glues, as well as how to incorporate painting, drawing, image transfers, and mixed media.

Build upon your work and your process in the context of both Contemporary Art and Art History, through discussion of artists and art books with instructor and classmates.

Please contact the instructor to discuss which materials would be most appropriate for your practice.

Required Supplies

Contact Instructor- Info in Confirmation Letter upon registration.



# EAST ASIAN BRUSH PAINTING WITH SUNG SOOK SETTON

## VIRTUAL CLASS



VIRTUAL CLASS hosted on ZOOM

Thursdays, 1:00pm-3:00pm

Spring Session : May 12 – June 9 | 5 Sessions | \$205.50 NM/\$185.50 M

Summer Session A: July 14 – Aug 11 | 5 Sessions | \$205.50 NM/\$185.50 M

Participants will explore East Asian conceptions of line, brush stroke, and composition with a focus on the traditional subjects of the Four Gracious Plants (plum, orchid, chrysanthemum, and bamboo) and landscapes. East Asian water-ink painting is not merely a visual art; it is also a literary and philosophical one. The regular practice of water-ink painting promotes a better understanding of the beauty within nature and the cultivation of an inner sense of harmony.

Instructor Sungsook Setton employs a flexible and creative approach to her virtual Brush Painting class, integrating group instruction and individual tutoring:

- Instruction and discussion.
- Communication with instructor for commentary on individual practice.
- The class will use a combination of communication tools for individual guidance

### Required Supplies

Purchase material kits in advance of your first class:

<https://orientalartsupply.com/collections/sung-sook-setton/products/sung-sook-setton-basic-set>

# BLOWING FLOWERS & NEGATIVE PAINTING WATERCOLOR WORKSHOP WITH LORRAINE RIMMELIN



## One-Day Workshop

Saturday, June 4

9:00am – 1:00pm

\$140 NM/ \$120 M

Flowers are a subject most artists love to paint, and in this workshop you will explore a totally unique way of creating flowers. Negative painting combined with the technique of blowing watercolor paint will allow you to paint unrestricted and completely outside of the lines. Seeing the flower shapes within an abstract wash is the beginning of the process. Layering flowers that are filled with colors & movement will define your individual style and end results. This is a must try technique for all artists. Whether you are an experienced artist or just started painting with watercolor, this is a great way to loosen up your artwork. And best of all you do not need any drawing skills for this class. This workshop will show you a new way of imagining and envisioning flowers in a way that you haven't likely encountered before.

### Required Supplies

Brushes:

#8 & #12 round

- 1" flat
- #6 rigger
- any other brushes you like to paint with

Paint: You may use any colors you like, but we recommend 2 reds, 2 blues, and 2 yellows (a set of each in warm & cool)

These are some examples of warm vs. cool colors

- Cad yellow med vs. lemon yellow
- Cad red med vs. permanent alizarin crimson
- Ultramarine blue vs pthalo blue

Paper: 2 pieces of 11" x 15" 140lb watercolor paper (we recommend Arches 140lb or Fabriano Artístico 140lb)

Additional Supplies:

- pencil & eraser
- masking tape or clips and a large board to hold paper
- spray bottle of water
- 2 water containers
- paper towels
- a palette with a large mixing area
- blow dryer & a straw



# WATERCOLOR FOR BEGINNERS WITH LIZ FUSCO



Tuesdays, 10:00am – 12:00pm

Spring Session: May 17 – May 31 | 3 Sessions | \$156 NM/\$136 M

Session A: June 7 – June 21 | 3 Sessions | \$156 NM/\$136 M

Session B: July 5 – July 19 | 3 Sessions | \$156 NM/\$136 M

Session C: Aug 2 – Aug 23 | 4 Sessions | \$201 NM/\$181 M

Watercolor can be a bit fussy and “unforgiving” at times, but with a little patience and practice, it can become a favorite medium because of its many advantages. Students will learn the basic foundation skills for watercolor. Students will learn how to use correct materials. They will learn how to transfer a drawing onto watercolor paper. Students will learn color mixing and basic color theory. They will learn how to create washes, wet into wet techniques and dry brush. Experiment with some textures using masking fluid and other tricks of the trade. Working from photos, we will start slow and end up with a finished masterpiece!

## Special Notes

### Required Supplies

- Paints: Winsor & Newton, or Daniel Smith (not Cotman): Cadmium Yellow, Lemon Yellow, French Ultramarine, Cobalt Blue, Scarlet Lake, Permanent Rose, Sap Green, Payne's Grey or Neutral Tint Burnt Sienna
- Paper: Arches 140 lb cotton watercolor paper, either hot press or cold press (I prefer hot press)  
You can purchase a block or single large sheets  
Support for your sheets of paper- either a wooden board (I use foam core from the Dollar Tree)  
Artist's tape
- Tracing paper
- Pencils: H, 2B, 4B, 6B and kneaded eraser and a good pencil sharpener
- Brushes: I use a variety of brushes. Some synthetic and some Kolinsky sable from Winsor & Newton I recommend either: round #4, #8 and maybe one flat wash brush
- Palette: Any kind to hold your paint. I use Mijello and some ceramic palettes as well
- Paper towels.
- 2 plastic water containers

# INTRODUCTION TO WATERSCAPE AND WILDLIFE PHOTOGRAPHY WITH JOHN P. CARDONE



Tuesdays, 7:00pm – 9:00pm

June 21 – July 19 | 5 Sessions | \$220 NM/\$200 M

Local author and photographer John P. Cardone conducts this 10-hour class based on his book *Waterviews: A Collection of Photographs, Thoughts, and Experiences*. This class, designed for the beginner to intermediate photographer, is interactive as John brings up topics and hands out weekly photo-shoot assignments to get you involved. So, take lots of outdoor pictures and come prepared to discuss your photo work while learning with others.


Topics covered include: camera features, the technical side, waterscape photo composition and techniques, natural lighting, panorama photography, wildlife photography - including the challenge of birds-in-flight - understanding sequential photography and settings, and a look at macro photography. Plus, extras such as adding watermarks, copyright info, choosing print sizes, and how to mat a photo. Students will mat one of their own photos and create a class photo calendar from the best outdoor photographs.

A \$20 materials fee is paid to the instructor.

This class is geared towards 35 mm digital cameras, but students can also participate with a cell phone camera!



# PRINTMAKING OPEN STUDIO WITH MICHAEL KRASOWITZ



Thursdays, 6:00pm – 9:00pm

Spring Session:

May 5 – May 26 | 4 Sessions | \$144 NM/\$124 M

No instruction. Pre-Registration is required. Students must have enough experience to work independently. Join a community of other artists looking to spend extra time on class projects or their own projects in the Art League printmaking studio.

Special Notes

Pre-Registration **REQUIRED**.

Required Supplies

Bring all materials needed.

# OPEN STUDIO WITH MODEL SHORT POSES WITH JOYCE KUBAT



Thursdays, 10:30am – 1:30pm

Session A: June 2 – July 7 | 6 Sessions | \$205 NM/\$185 M

Session B: July 14 – Aug 25 | 7 Sessions | \$237 NM/\$217 M

To register, call the registration desk at 631-462-5400 x222

Open life drawing sessions. No instruction. 3-Hour Open Studio Workshop- Long and Short Poses ranging from gestures to 20 minute poses.

## Special Notes

Pre-Registration **REQUIRED**.

## Required Supplies

All media welcome- bring all materials needed.



# OPEN STUDIO DRAWING AND PAINTING WITH FRAN O'CONNOR



Fridays, 1:00pm – 4:00pm

Spring Session: May 6 – May 27 | 4 Sessions | \$144 NM/\$124 M

No instruction. Pre-Registration is required.

Open Studios is open only to students who are currently enrolled in another course at ALLI. Students must have enough experience to work independently.

Join a community of other artists looking to spend extra time on class projects or their own projects in the Art League studio.

## OPEN STUDIO LONG POSES WITH DONNA HARLOW MORAFF



Tuesdays, 1:00pm – 4:00pm

Spring Session: April 19 – May 24 | 6 Sessions | \$205.50 NM/\$185.50 M

Summer Session:

Session A: June 7 – July 12 | 6 Sessions | \$205.50 NM/\$185.50 M

Session B: July 19 – Aug 23 | 6 Sessions | \$205.50 NM/\$185.50 M

Open life drawing sessions. No instruction. 3-Hour Open Studio Workshop- Long Poses ranging across multiple weeks.

Required Supplies

All mediums welcome - bring your own supplies.



## CERAMICS OPEN STUDIO WITH KATIE ROCKS



Saturdays, 12:30pm – 3:30pm

Spring Session: May 7 – May 28 | 4 Sessions | \$144 NM/\$124 M

No instruction. Masks are required at all times, Pre-Registration is required. Open Studios is open only to students who are currently enrolled in another ceramics course at ALLI. Students must have enough experience to work independently.

Open to both wheel throwing and hand building.

Required Supplies Students must purchase ceramics tool kits in advance. Students may only work with and fire clay purchased from ALLI. Clay is \$40 per bag.

### Special Note:

All clay used in Art League ceramics classes must be purchased at the Art League. Clay purchased at the Art League cannot be brought outside of the studio. If additional time is needed to complete projects, students in a ceramics class may enroll in open studio time. Work produced in Art League classes must be constructed at a reasonable size so as to not overload the kilns. The Art League thanks its students for following guidelines to keep the kiln schedule under control so that all students receive their work back in a timely fashion.

**MANY THANKS TO  
OUR GENEROUS  
SUPPORTERS WHO  
HELP FUND THE  
ART LEAGUE'S  
EXHIBITS & SPECIAL  
PROGRAMS...**

Donations Can Be Made Online at  
[WWW.ARTLEAGUELI.ORG/DONATE](http://WWW.ARTLEAGUELI.ORG/DONATE)

Or By Check Mailed to  
107 East Deer Park Road, Dix Hills, NY 11746.

Or In-Person at the Office Window





# Art League of Long Island

Honoring the generous support of our donors in the year 2021-2022

Diamond  
\$35,000+

Hayes Foundation

Sapphire  
\$25,000-\$34,999

Olivia and Harlan Fischer  
Anonymous Foundation

Platinum  
\$10,000-\$24,999

Terry and Dave Peikon

Silver  
\$2,500-\$7,499

Ace Canvas & Tent Corp  
John C. Armentano  
Blick Art Materials  
Kazickas Family Foundation  
Mahoney Family Foundation  
New York Life Long Island  
Pioneer Asphalt Paving  
Robley Tauck Leth Charitable Fund  
Mr. & Mrs. Adam Simms  
Harry and Frances Whittelsey

Patron  
\$1,000-\$2,499

Ivy Bell-Bazer Scholarship Fund  
Terry Buoninfante  
Robert Carter  
Ceramic Supply, Inc.  
Melva & John Duane  
Alfred Farina  
Rosemary Furia  
Jim Graf  
Danny Haffel  
The Hanson Family  
Ron Janssen  
Donna & Paul Moraff  
National Fire & Safety Solutions, Inc.  
PKF O'Connor Davies LLP  
Richard & Sondra Strauss Family  
Foundation

Patron  
\$1,000-\$2,499

Margaret Sammis  
Betty & David Schram  
SilvermanAcampora, LLP  
James Slezak  
Robert Taylor  
Town of Huntington

We would love to add your name to this list. Feel free to contact us at (631) 462-5400 x227.